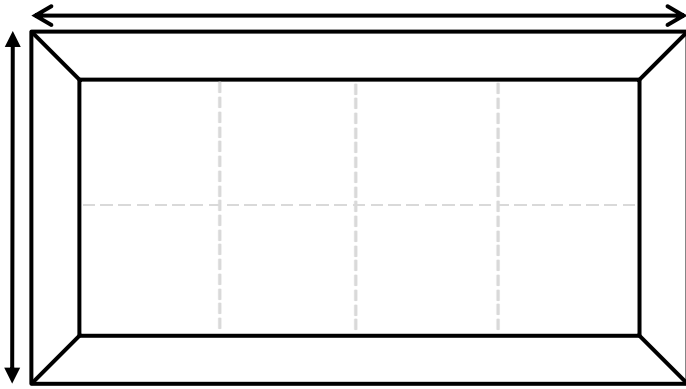




# CHECK MEASURE SHEET

Date: \_\_\_\_\_ Page: \_\_\_ of \_\_\_

Job Name: \_\_\_\_\_ Job No: \_\_\_\_\_ Measured By: \_\_\_\_\_



Room: \_\_\_\_\_

Fit: Rev  Face

Frame Type:

Mid Rail? Yes  No

Mid Rail Height: \_\_\_\_\_

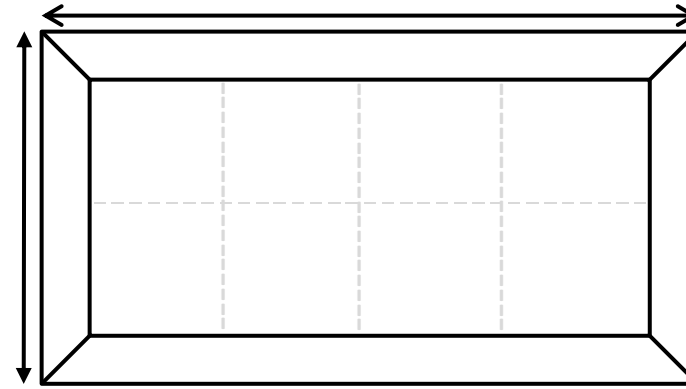
Blade: 90  115

No of Panels: \_\_\_\_\_

Frame:  L  T  R  B

Layout code

Comments: \_\_\_\_\_



Room: \_\_\_\_\_

Fit: Rev  Face

Frame Type:

Mid Rail? Yes  No

Mid Rail Height: \_\_\_\_\_

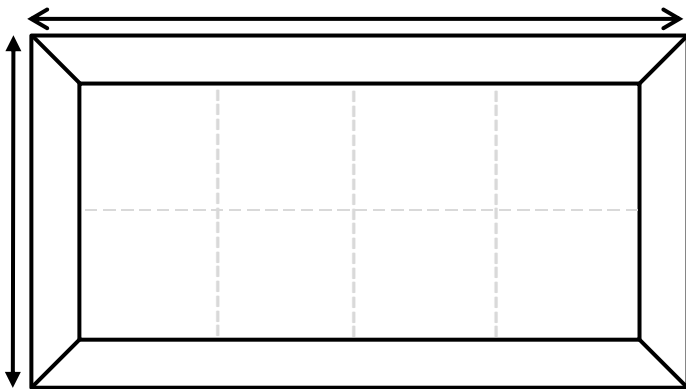
Blade: 90  115

No of Panels: \_\_\_\_\_

Frame:  L  T  R  B

Layout code

Comments: \_\_\_\_\_



Room: \_\_\_\_\_

Fit: Rev  Face

Frame Type:

Mid Rail? Yes  No

Mid Rail Height: \_\_\_\_\_

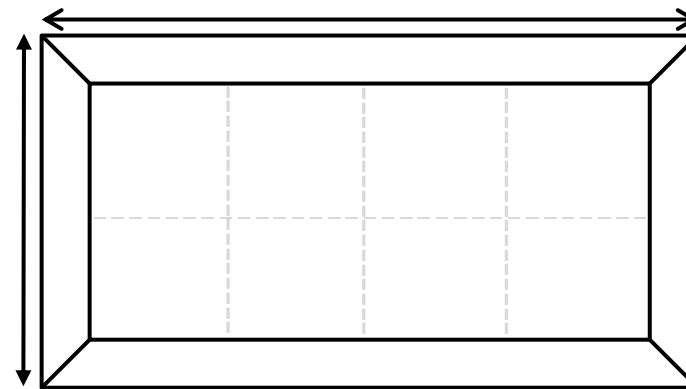
Blade: 90  115

No of Panels: \_\_\_\_\_

Frame:  L  T  R  B

Layout code

Comments: \_\_\_\_\_



Room: \_\_\_\_\_

Fit: Rev  Face

Frame Type:

Mid Rail? Yes  No

Mid Rail Height: \_\_\_\_\_

Blade: 90  115

No of Panels: \_\_\_\_\_

Frame:  L  T  R  B

Layout code

Comments: \_\_\_\_\_

Blade: \_\_\_\_\_ Frame: \_\_\_\_\_ Colour: \_\_\_\_\_

By signing this form I approve and agree to the following;  
Blade Size, Frame Type and Colour

Customer to sign: \_\_\_\_\_